

# TAYO Micro (Indoor) Fixture Guide

Indoor | Surface | Low output up to 3.25lm/module

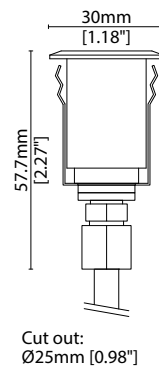


## Key applications

- ✓ Bathrooms
- ✓ Cabinet/Furniture
- ✓ Display case
- ✓ Downlighting
- ✓ Interior
- ✓ Orientation lighting
- ✓ Under cabinet

## Key features

- ✓ Direct view
- ✓ Diffusion: Homogenous
- ✓ Form factor: Small
- ✓ In-ground walkover
- ✓ IP54
- ✓ Output low





# TAYO Micro (Indoor)

## Specification sheet



<b>Dimension</b>	H57.7/Ø30mm (H2.27/Ø1.18in)
<b>Chip</b>	Citizen
<b>Beam angle</b>	Diffused: 112°
<b>Colours</b>	2700K/3000K/3500K/4000K/5000K Red/Green/Blue
<b>Bin/Step</b>	3-step MacAdam ellipse
<b>CRI</b>	≥ 80
<b>Lifetime</b>	50,000 hours @ 25°C (50,000 hours @ 77°F)
<b>Operating temp</b>	T <sub>a</sub> = -25 to 60°C (T <sub>c</sub> max = 65°C) T <sub>a</sub> = -25 to 140°F (T <sub>c</sub> max = 149°F)
<b>IP rating</b>	IP54
<b>Finish</b>	Silver anodised
<b>Cover/lens</b>	Diffused
<b>Mounting</b>	Surface mounting via concealed clips
<b>Power feed</b>	Single sheathed hardwire tail
<b>Control</b>	0-10V/1-10V/DMX/DALI



### LED Grading Key

#### Exclusive Grade

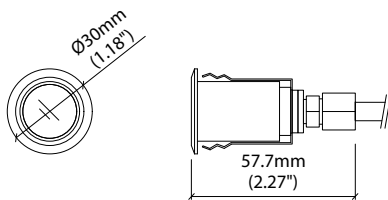
**S-** s-line\*  
3-step CCT range

\*KKDC tuned  
CCT range

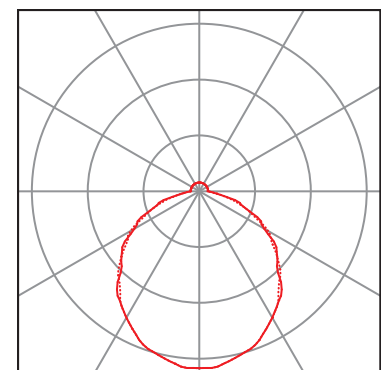
### PERFORMANCE DATA @ 3000K

Power consumption	Supply voltage	Supply current
0.14W	12V DC	0.01A

Diffused Cover		CRI	R9	Rf	Rg
s-line	3.25lm 22.6lm/W	80	30	-	-



Cut out: Ø25mm (0.98")



Diffused Cover  
— C0 / C180      cd / 1000 lm      - - - C90 / C270

Data derived from independent UKAS/IESNA LM-79-08 accredited testing of production samples.

See KKDC website for product document updates.

[www.kkdc.lighting](http://www.kkdc.lighting)

TAYOMicroIndoorS-02.02EN-20200120



# TAYO Micro Indoor

## Code Table



### FIXTURE

Model		Finish		Cover		Grade*		LED	Colour (CCT)		IP		Cable Length		Power Feed		Input	
TAYO Micro Indoor	TR	Silver Anodised	SA	Diffused	C	S	s	106	2700K	27	IP54	54	1000mm/39.37"	1000	Single ø6.3mm sheath tail	S00B	DC 12V	f
									3000K	30								
									3500K	35								
									4000K	40								
									5000K	50								
									RED	RED								
									GREEN	GRN								
									BLUE	BLU								

\* Refer to LED Grading Key on Specification sheet page

### Code Example:

TR	-	SA	-	C	-	s	-	106	-	30	-	54	-	1000	-	S00B	-	f
TAYO Micro Indoor		Silver Anodised		Diffused		S		TAYO Micro		3000K		IP54		1000mm/39.37"		Single ø6.3mm sheath tail		DC 12V

### ACCESSORIES

#### Exterior Junction Boxes

KKJB-07	IP67 Slim J-Box
KKJB-07R	Potting Resin for IP67 Slim J-Box

\* Refer to Exterior Junction Boxes on Accessories pages

#### PSU/Driver

0-10V/1-10V/Dali/DMX

\* Refer to Driver/PSU Options page for details or provide requirement and KKDC to offer the suitable option

### LED ENGINE VARIANTS (LED STRIP TYPE)

Luminaire	Output	LED	Lumen/m (ft)	W	Spec Doc	Dimension
TAYO Micro Outdoor	Low	106	2.19/module	0.14	TAYO Micro (Outdoor)	H63.9/Ø30mm H252/Ø1.18in
<b>TAYO Micro Indoor</b>	<b>Low</b>	<b>106</b>	<b>3.25/module</b>	<b>0.14</b>	<b>TAYO Micro (Indoor)</b>	<b>H57.7/Ø30mm H2.27/Ø1.18in</b>

\* Performance data: s-line, diffused lens, 3000K



**EXTERIOR JUNCTION BOXES**



**KKJB-07**

IP67 Slim J-Box  
(including type A,B,C,D  
bushings)



**KKJB-07R**

Potting resin for IP67 Slim J-Box

**KKDC CONTROL**



**KKDM-05** 1-10V

visDIM dimmable sub-  
controller

IP20  
Black plastic housing  
L164/W64/H34mm  
(L6.46/W2.52/H1.34in)



**KKSC-03A** DMX (screw terminal)

visDIM dimmable sub-  
controller

IP20  
Black plastic housing  
L164/W64/H34mm  
(L6.46/W2.52/H1.34in)



**KKSC-03B** DMX (RJ45)

visDIM dimmable sub-  
controller

IP20  
Black plastic housing  
L164/W64/H34mm  
(L6.46/W2.52/H1.34in)



**KKDL-02** DALI

visDIM dimmable  
sub-controller (4 x 8A max @  
12-36V)

IP20  
Plastic housing  
L170/W59/H29mm  
(L6.69/W2.32/H1.14in)



**KKDC CONTROL (CONTINUED)**

---



IP20  
Plastic housing  
L166/W53.4/H23mm  
(L6.54/W2.10/H0.91in)

**KKDL-03** DALI

visDIM dimmable  
sub-controller (4 x 5A max @  
12-36V)

### AVAILABLE PSU OPTIONS

Control Mode	PSU (Order Code)	Input Voltage AC	Output Voltage DC	Rated Output Current	Rated Power	Dim %	IP Rating
Switched	CEN-60-12	90-295V	12V	5.0A	60W	-	IP67
	HLG-80H-12	90-305V	12V	5.0A	60W	-	IP67
	HLG-120H-12	90-305V	12V	10.0A	120W	-	IP67
	HLG-150H-12	90-305V	12V	12.5A	150W	-	IP67
	HLG-240H-12	90-305V	12V	16.0A	192W	-	IP67
0-10V (1-10V)	PWM-40-12	90-305V	12V	3.34A	40W	100-0.15 (100-10)	IP67
	PWM-60-12	90-305V	12V	2.5A	60W	100-0.15 (100-10)	IP67
	PWM-90-12	90-305V	12V	3.67A	90W	100-0.15 (100-10)	IP67
	PWM-120-12	90-305V	12V	10.0A	120W	100-0.15 (100-10)	IP67
DALI	LIN100A1	120-277V	12V	2.08A per channel	100W	100-0.1	IP66/IP40
DMX RGB	LIN100A1	120-277V	12V	2.76A per channel	100W	100-0.1	IP66/IP40
DMX RGBW	LIN100A1	120-277A	12V	2.08A per channel	100W	100-0.1	IP66/IP40

### Flicker Free Options - Combination of PSU+ sub-controller

Control Mode	PSU (Order Code)	Sub-controller (Order Code)	Input Voltage AC	Output Voltage DC	Rated Output Current	Rated Power	Dim %	IP Rating PSU/ Sub-controller
0-10V or 1-10V	HLG-80H-12	KKDM-05	90-305V	12V	5.0A	60W	100-0.9	IP67/IP20
	HLG-120H-12	KKDM-05	90-305V	12V	10.0A	120W	100-0.9	IP67/IP20
	HLG-150H-12	KKDM-05	90-305V	12V	12.5A	150W	100-0.9	IP67/IP20
	HLG-240H-12	KKDM-05	90-305V	12V	16.0A	192W	100-0.9	IP67/IP20
DALI	CEN-60-12	KKDL-02/03	90-295V	12V	2.5A	60W	100-0.1	IP67/IP20
	HLG-80H-12	KKDL-02/03	90-305V	12V	2.5A	60W	100-0.1	IP67/IP20
	HLG-120H-12	KKDL-02/03	90-305V	12V	10.0A	120W	100-0.1	IP67/IP20
	HLG-150H-12	KKDL-02/03	90-305V	12V	12.5A	150W	100-0.1	IP67/IP20
	HLG-240H-12	KKDL-02/03	90-305V	12V	16.0A	192W	100-0.1	IP67/IP20
DMX RGB	HLG-80H-12	KKSC-03	90-295V	12V	5.0A	60W	100-0.9	IP67/IP20
	HLG-120H-12	KKSC-03	90-295V	12V	10.0A	120W	100-0.9	IP67/IP20
	HLG-150H-12	KKSC-03	90-305V	12V	12.5A	150W	100-0.9	IP67/IP20
	HLG-240H-12	KKSC-03	90-305V	12V	16.0A	192W	100-0.9	IP67/IP20

<sup>1</sup> The items shown above cover the most frequently used specification but does not exhaust the possible options

<sup>2</sup> PSU and/or driver can be chosen from the table, or KKDC may recommend the best option upon receipt of the controls requirement and installation environment

<sup>3</sup> Electrical shop drawing will include detailed information of PSU and relevant control drivers

<sup>4</sup> Cut sheets are available on the controls section of [www.kkdc.lighting](http://www.kkdc.lighting) or upon request